

Effective interventions for reducing diabetes distress: systematic review and meta-analysis

Jackie Sturt¹, Kathryn Dennick¹, Danielle Hessler², Benjamin M. Hunter¹, Jennifer Oliver¹ and Lawrence Fisher²

¹Florence Nightingale Faculty of Nursing and Midwifery, King's College London, UK; ²Dept of Family and Community Medicine, University of California San Francisco, USA

Aims: To identify randomised controlled trials (RCTs) in which diabetes distress (DD) was assessed in adults under experimental conditions and to undertake meta-analysis of intervention components to determine effective interventions for reducing DD.

Methods: Systematic review searching Medline, Psycinfo and Embase to March 2013 for studies measuring DD. Two reviewers assessed citations and full papers for eligibility based on RCT design and Problem Areas in Diabetes Scale or Diabetes Distress Scale outcome measure. Interventions were categorised by content and medium of delivery. Meta-analyses were undertaken by intervention category where ≥ 7 studies were available. Standardised mean differences and 95% confidence intervals were computed and combined in a random effects meta-analysis.

Results: Of 16 627 citations reviewed, 41 RCTs involving 6650 participants were included. Twenty-one a priori meta-analyses were undertaken. Effective interventions were psycho-education (-0.21 [-0.33 , -0.09]), generalist interventionist (-0.19 [-0.31 , -0.08]), ≥ 6 sessions (-0.14 [-0.26 , -0.03]) and ≥ 3 months duration (-0.14 [-0.24 , -0.03]). Motivational interviewing reduced DD (-0.09 [-0.18 , -0.00]) and improved baseline elevated glycaemia (-0.16 [-0.28 , -0.04]). Although statistical significance was observed most effect sizes were below 0.2.

Conclusion: The review signposts interventions likely to reduce elevated DD in Type 1 and Type 2 and across the age profile. Interventional research is needed and warranted targeting elevated distress.

Key words: Diabetes distress, interventions, systematic review, meta-analyses, psychoeducation

Received 16 April 2015; accepted 24 June 2015

Introduction

Living with diabetes carries with it an emotional burden with depression, anxiety and eating disorders being amongst the most widely researched.¹ A state of distress associated solely with living with diabetes, diabetes distress (DD), has developed prominence in the literature over the last decade^{2–7} particularly in Type 2 populations, although its measurement has been possible since the publication of the Problem Areas in Diabetes Scale (PAID) in 1995.⁸ The PAID scale has been widely validated and used in research studies.^{3–7} It has 20 items and scores on a 0–100 scale. A PAID score of ≥ 40 is widely accepted to indicate elevated distress,^{5,9} which is one standard deviation above the mean for patients with diabetes.¹⁰ More recently the Diabetes Distress Scale (DDS) has been published with some of the same authors with 17 items a 0–4 response scale and a threshold for distress of 2.5.¹¹ Diabetes distress (DD) is characterised by emotional distress in relation to diabetes and its management and has four domains (or sub-scales) of emotional burden, regimen-related distress, diabetes-related interpersonal distress and physician-related distress.¹¹ These four sub-scale domains have reliability and validity and have been employed in research.^{12,13}

For people with elevated DD, self-management and the control of glycaemia is a substantial emotional

burden. In the UK, 81% of primary care patients with Type 2 report 'some degree' of DD¹⁴ and the point prevalence in the community of significant DD is 18%, which increases to almost 30% when any presentation over an 18 months period was considered.² In Type 1, Byrne *et al.*¹⁵ reported 39% of their study population to have elevated DD. The emotional problems most frequently endorsed by people with diabetes relate to worry about high blood sugar, hypoglycemia and the risk of future complications^{2–6,10} and feeling guilty when getting off track with self-management.^{3–5,7,8,14} Crucially, recent work has indicated that only DD demonstrates an independent concurrent association with HbA1c and a time concordant association in which fluctuations in DD correspond with changes in HbA1c over time.^{16,17} The average reduction in DD corresponds with a clinically significant reduction in HbA1c.^{18,19} That DD interferes with self-care in diabetes is supported by clinical observation of one of the authors²⁰ although longitudinal evidence is conflicting in this association.^{17,21} Evidence has demonstrated a strong association between depression and DD.^{6,7} However, some research has reported that it is depressive symptom severity, rather than major depressive disorder, with which DD is principally related.^{7,16} Recent literature has suggested that DD is more prevalent than major depressive disorder in diabetes² which has

Address for correspondence: Jackie Sturt, Florence Nightingale Faculty of Nursing and Midwifery, King's College London, 57 Waterloo Rd, London SE18WA, UK.

Email: jackie.sturt@kcl.ac.uk

© 2015 Foundation of European Nurses in Diabetes

prompted calls for intervention endeavours to shift from those solely for depression towards targeting DD as a means of improving well-being but also potentially facilitating change in self-management behaviours and important clinical outcomes in diabetes.^{22,23}

Interventions specifically targeting DD are greatly understudied offering little to inform clinicians how to intervene to reduce DD. DD has been regularly assessed as a secondary outcome in experimental studies^{24–28} and these studies may collectively indicate intervention components, not originally designed to target DD, which did so nonetheless. The objective of this paper is to identify experimental studies in which DD was reduced following experimental intervention and to identify the intervention components and characteristics that resulted in clinically significant effect sizes.

Methods

A systematic review of randomised controlled trials was undertaken using the Preferred Reporting Items for Systematic Reviews and Meta-analyses [PRISMA] guidelines.²⁹ Population was any adult population with diagnosed Type 1 or 2 diabetes, where DD was assessed, irrespective of the intervention focus and the primary outcome.

Data sources and searches

A review of outcome measures assessing DD was undertaken at the outset³⁰ which resulted in the identification of a small number of outcome measures to assess DD. Because several measures were not widely used and/or fully validated, we only included studies which had used the full Problem Area in Diabetes Scale [PAID]⁸ or the DDS.¹¹ Medline, Psycinfo and Embase databases were searched from 1995 to March 2013 for relevant citations with no language restrictions. The search strategy (available from the authors) was designed to capture the different terms attributed to the person's experience of diabetes tapped into by these measures of DD, for example *stress, quality of life, diabetes problems, diabetes emotions*. Each citation was assessed by two investigators. We did not employ randomised controlled trial (RCT) filters because we were interested in capturing all studies measuring DD. This paper reports only those studies that we identified as RCTs during citation and abstract assessments. All citations/abstracts were assessed for inclusion by two researchers.

Data extraction and quality assessment

Data were extracted by one investigator and quality checked by a second on population and setting, sample size, follow up points, DD measure, outcome data for DD and glycaemic control, experimental and comparison intervention characteristics, including, use of theory, content, medium of delivery, interventionist, focus and intensity. No investigator extracted data from their own included study. Authors were contacted once to request missing outcome data. Where multiple arms

were reported, the intervention identified by authors as the most and least active was included. Where studies were reported in more than one paper, they were collated such that the unit of interest was at the study rather than publication level. Studies were excluded from meta-analysis if mixed diabetes populations could not be separated in the results or trials were of equivalence design. We used the Cochrane Collaboration tool for assessing risk of bias³¹ to assess for high, unclear or low risk of bias in the adequacy of reporting of sequence generation, allocation sequence concealment, blinding of outcome assessors and outcome data. Assessments were undertaken on all included studies by one author and a 10% sample independently assessed by a second author.

Data synthesis and analysis

Once intervention data were extracted, we built category descriptors (Table 1) and these categories formed the basis of our meta-analyses. This resulted in 6 intervention categories and 40 components. Meta-analysis was undertaken where ≥ 7 studies were available for each analysis enabling 21 meta-analyses including 3 main categories, 3 medium of intervention delivery and 15 analyses of potentially important intervention components effecting DD outcome. The PAID and the DDS were developed by some of the same investigators and, in their respective theoretical justifications and at the item level, similarities between the scales are discernable. Subgroup analysis based on outcome measure was not possible owing to insufficient distribution of studies across the subgroups so in view of aforementioned context we conducted the analysis on the combined data set. DD and HbA1c are reported as continuous data, therefore the mean and standard deviation at baseline and follow up were extracted for each intervention and each outcome. Standardised difference in means (SMDs) and 95% confidence intervals (95% CIs) were then computed based on the end-point DD data for each study. Some heterogeneity was anticipated and SMDs were combined in a random effects meta-analysis. Effect heterogeneity was assessed by visual inspection of forest plots and statistical test; Chi-squared (X^2), and quantified using the I^2 index.³² Percentages of 25, 50 and 75 indicate low, medium and high heterogeneity, respectively. Risk of publication bias was assessed by visual inspection of funnel symmetry in the plots of each trial's SMD against its SE (i.e. funnel plot). Effect sizes of 0.2, 0.5 and 0.8 are conventionally interpreted as small, medium and large, respectively.^{33,34} An effect size of 0.15 was considered clinically important because it would be expected that 6% of the diabetes population would do better than by chance alone (i.e. $U3 = .56$).

Results

Study selection

The search revealed 16 627 citations, 1077 full text papers were retrieved and 298 papers representing 188 unique

Table 1 Construction of a priori intervention categories.

Intervention components	Possible intervention components	
Intervention content (11 components)	CBT; psychotherapeutic techniques; supportive counselling; problem solving; goal setting/action planning/ solution focused; motivational consultation; care planning; education; writing intervention; self-help (bibliotherapy); drugs and devices	
Medium of delivery (12 components)	Telephone support; online with person support; online with computer generated support; text messaging; audio/visual aids (i.e. CD/ DVDs); written materials; health professional involved; peer involved; group; individual; number of sessions; duration of intervention	
Focus of intervention (12 components)	Diabetes distress; other mood/ emotions management; weight loss; physical activity; medication adherence (tablets or insulin); blood glucose control; increase knowledge; behaviour change (in general); appointment attendance; carbohydrate counting; dietary control; blood glucose monitoring	
Interventionist (5 components)	Generalist (GP/practice nurse); diabetes specialist (nurse; dietician); psychological specialist; lay person with diabetes; multi-disciplinary (2 or more different disciplines)	
Stage 2-building intervention categories from component detail	Intervention category title (used in meta-analyses)	Criteria
Cognitive behavioural techniques/therapy; motivational interviewing including MI techniques; supportive counselling psychotherapy	Psychological	MI was only included if the MI body of work was referenced in the methods section AND there was detail about which MI techniques were used. Where supportive counselling was the psychological intervention; a minimum of one technique must be identified in the interventional description reflection; supportive listening. Goal setting and problem solving content; in the absence of education but alongside CBT; MI; supportive counselling or psychotherapy; was categorised as psychological.
Education in any format group; 1:1; online; face to face plus a psychological intervention as described in psychological category	Psycho-educational	The educational component could be diabetes or mental health related (e.g. depression patient education) delivered by health professional or peer These interventions required (1) an educational curriculum; (2) a diabetes or mental health learning opportunity; and (3) either a motivational or affect component
Education in any format group; 1:1; online; face to face	Educational	No behavioural or skill development elements; purely information about diabetes or a mental health condition
Education as described in <i>educational</i> category plus goal setting/ planning/solution focussed/problem solving components	Diabetes self-management education (DSME)	These interventions had no psychologically therapeutic components
Drug-insulin titration or anti-depressant commencement	Drugs and devices	Category contains diverse and small number of studies that are less complex (fewer components) and more heterogeneous
Devices — continuous blood glucose monitoring or insulin pumps		
Care management and case management	Care/case management	These were interventions focussing on detecting people with the condition of interest (diabetes or diabetes and depression) at either the individual (case) or the cohort level (care) level and delivering an intervention protocol (care planning) focussed on referral, medication, investigation and follow up

MI: motivational interviewing; CBT: cognitive behaviour therapy; 1:1: one to one.

studies were reviewed (Fig. 1). The reason for study exclusion in the majority of cases was because they did not measure DD. Forty-one RCTs were included for which full DD outcome data were obtainable involving 6650 participants. Six authors provided missing data.

Study and participant characteristics

Studies were undertaken in 11 countries with 17 undertaken in USA (Table 2). DD was measured by the PAID in 35 studies and the DDS in 6. Glycemic control was also assessed in 34 studies and depression in 22. Mean participant characteristics were male 47%, mean age 56.5 years. Ethnicity was reported in 21 studies of which 5 involved a majority of ethnic minority populations, 1 exclusively Caucasian participants with the remaining 15 having between 1.5% and 45% of ethnic minority participants. Community settings were represented in 16 studies and hospital diabetes clinics in 14 studies. Type 2 diabetes was the sole or majority population in 34 studies. A total of 1133 Type 1 participants

(17% of all review participants) were represented in eight studies. In 16 studies over 20% of participants were treated with insulin. Mean DD at baseline ranged from 14.5 to 60 in the 35 studies using the PAID. Mean DD was at, or above, threshold in only seven studies. Mean HbA1c was above 7.5% (58.5 mmol/mol) in 28 studies.

Meta-analysis

The 41 studies contained a wide range of heterogeneous interventions and consequently meta-analysis did not indicate an intervention effect on DD outcome (-0.06 [$-0.13, 0.01$]). Eleven of the included studies individually found in favour of the comparison arm. Meta-analysis findings by intervention category and component are detailed in Table 3.

Content categories: Psycho-education was the only content category which significantly reduced DD compared to controls (Fig. 2). Psychological, diabetes self-management education and care/case management categories did not significantly improve DD. There were only three studies in the drugs/devices category and on individual inspection of the outcomes, DD was found to be higher in the experimental arm at follow up (SMD 0.03 [$-0.18, 0.24$] and 0.51 [$0.12, 0.89$] respectively).

Medium of delivery categories: The format of delivery categories, involving combinations of face to face, remotely delivered and technologically delivered content, did not significantly influence DD outcomes.

Potentially important components: Interventions delivered by generalist clinicians located in primary care resulted in significant DD reductions. Interventions delivered by diabetes specialists, typically working in hospital settings, were not associated with significant reductions (SMD -0.06 [$-0.13, 0.01$]). Observation of five of the six psychologist delivered interventions indicated that the psychologist as interventionist reduced DD significantly relative to control interventionists. Neither group vs. individual formats, the clinical focus of the intervention (e.g. mood, weight loss, glycemic control) nor the presence/absence of theory in driving the intervention effected DD outcome. Intervention intensity of ≥ 6 intervention sessions and duration of ≥ 13 weeks reduced DD compared to controls. Less intensive interventions did not significantly reduce DD. Twenty-eight studies had mean baseline HbA1c over 7.5% (58.5 mmol/mol) seven of which offered motivational interviewing (population $n = 1673$). In these seven studies we observed reductions in HbA1c and significant reductions in DD (-0.16 [$-0.28, -0.04$]). Similar borderline reductions in DD and HbA1c were observed in 11 interventions which had ≥ 6 sessions (population $n = 1673$) (-0.13 [$-0.23, -0.04$]). Although statistical significance was observed, as noted in Table 3, many of these effect sizes were below 0.15.^{33,34}

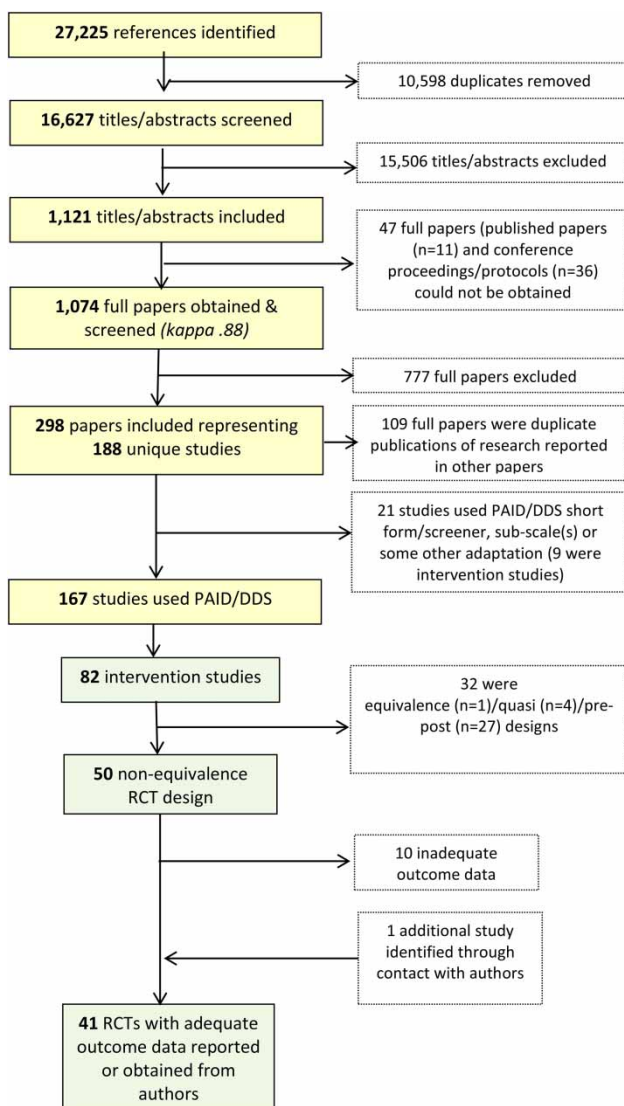


Figure 1 Flowchart of included studies.

Table 2 Characteristics of included studies.

Main paper and publication date (other papers) location	Study design/ DD outcome measures/ longest follow up	Population and setting sample [I/C], gender, age, T1/T2%, setting, insulin %	Intervention and comparison group used in meta-analysis	Mean b/line data for DD and HbA1c	Other assessed outcomes Was primary outcome [P] in favour of intervention?
Simson 2008 Germany ⁶⁷	RCT; PAID; end of treatment (discharge)	30 [15/15], male 57%, mean 61 years, T1 [77%]/T2 [23%], hospital inpatients, 21% insulin	<i>Psychological</i> ; theory based psychotherapy with mood focus. Individual face to face delivered by psych specialist; 5 × 30 min sessions over 6 weeks vs. <i>usual care</i>	DD I 34.6 [9.4] C 30.9 [17.2]: HbA1c I 7.8% [SD1.5] [62 mmol/mol] C 8.7% [SD1.8] [72 mmol/mol]	Depressive symptoms [P], anxiety symptoms Yes
Van der Wulp 2012 Netherland ³⁷	RCT; PAID; 6 months	133 [68/65], males 55%, mean age 61 years, T2, primary care, insulin 3%	<i>Psychological</i> ; theory based individual motivational interviewing and goal oriented lifestyle focus. Peer face to face and telephone delivered. 6 individual 60 min contacts over 3 months vs. <i>usual care</i>	DD I 16.65 [18.95] C 14.48 [15.50]	Self-efficacy [P], depressive symptoms, psychological well-being, coping, physical activity, dietary habits Yes
Shibayama 2007 Japan ⁶⁸	RCT; PAID; 12 months	134 [67/67], male 65%, mean 62 years, T2, hospital clinic, 0% insulin	<i>Psychological</i> ; theory based, supportive counselling/ goal oriented with behaviour change focus. Face to face with written materials. Diabetes specialist individually delivered monthly × 25 minutes [mean] for 12 months vs. <i>usual care</i>	DD I 40.2 [14.3] C 38.9 [15.9]: HbA1c I 7.3% [56 mmol/mol] C 7.4% [57 mmol/mol]	HbA1c, health-related quality of life, CVD outcomes Primary NR
Rosenbek Minet 2011 Denmark ⁶⁹	RCT; PAID; 24 months	349 [173/176], males 50%, mean age 56.4 years, T1 [22%]/T2 [78%], hospital clinic, 38% insulin	<i>Psychological</i> ; theory based motivational and goal oriented with behaviour change focus. Individually delivered face to face by multi-disciplinary team. 5 × 35 min sessions over 12 months vs. <i>usual care</i>	DD I 20 [17.7] C 19.6 [16.3]: HbA1c I 7.0% [53 mmol/mol] C 7.0% [53 mmol/mol]	HbA1c [P], self-efficacy, CVD outcomes No
Van den Donk 2010 Netherland ⁴⁷	RCT; PAID; 54 months	498 [255/243], age and gender not reported, T2, screening programme, insulin NR	<i>Drug/devices</i> ; theory NR. Drug intensification and education delivered individually and face to face by diabetes specialist. No of sessions NR duration over 3–4 years vs. <i>usual care</i>	NR	Health status, treatment satisfaction Primary NR
Rygg 2012 Norway ⁷⁰	RCT; PAID; 12 months	146 [73/73], male 55%, mean 66 years, T2, general practice, 18% insulin	<i>DSME</i> ; theory NR. Group education and problem solving, no theory reported. Face to face delivered by MDT and peers with a behaviour change focus. 3 × 5 hours sessions over 1.5 weeks vs. <i>wait list control</i>	DD: I 22.1 [16.4] C 18.2 [16.2]: HbA1c I 7.1% [SD 1.4] [54 mmol/mol] C 6.9% [SD 1.3] [52 mmol/mol]	HbA1c [P], patient activation [P], treatment satisfaction, knowledge, self-management, global health, health-related QOL, CVD outcomes, health care utilization No
Sigurdardottir 2009 Iceland ⁷¹	RCT; PAID; 6 months	53 [30/28], male 51%, mean age 60.5 years [10.5], T2, general practice and hospital clinics, 25% insulin	<i>DSME</i> : theory based education, problem solving and goal oriented, face to face and telephone, individually delivered by diabetes specialist. 1 × 2 hours face to face and five telephone contacts over 6 weeks vs. <i>usual care</i>	DD I 24.1 [14.5] C 15.8 [14.5]: HbA1c I 8.1% [SD 0.95] [65 mmol/mol] C 7.88% [SD 0.89] [63 mmol/mol]	HbA1c [P], well-being, empowerment, self-management, BMI, waist circumference No

Continued

Table 2 Continued

Main paper and publication date (other papers) location	Study design/ DD outcome measures/ longest follow up	Population and setting sample [I/C], gender, age, T1/T2%, setting, insulin %	Intervention and comparison group used in meta-analysis	Mean b'line data for DD and HbA1c	Other assessed outcomes Was primary outcome [P] in favour of intervention?
Zoffmann 2006 Denmark ⁷²	RCT; PAID; 12 months	61 [36/25], male 48%, mean 36.3 years, T1, hospital clinic, 100% insulin	<i>DSME</i> : theory based education, self-directed materials, goal oriented with empowerment focus. Group and individual face to face by diabetes educator. 7 × 2 hours sessions over 8 weeks vs. <i>waiting list control</i>	DD I 32 [3.4] C 40.9 [4]: HbA1c I 9.01% [SD 0.02] [75 mmol/mol] C 9.05% [SD 0.2] [75 mmol/mol]	HbA1c, autonomy support, treatment self-regulation, frequency of self-monitored blood glucoses, perceived competence in managing diabetes Primary NR
Anderson 2009 USA ³⁸	RCT; PAID; 24 months	310 [156/154], male 41%, mean 56 years, T2, primary care, insulin 27%	<i>DSME</i> : Theory based, goal oriented problem solving with written materials individually with diabetes educator with behaviour change focus. Face to face and telephone. Monthly contacts for 24 months vs. <i>face to face education only with written materials</i>	DD: I 28.3 [21.3] C 28.2 [22.6] HbA1c I 7.7% [SD 2.1] [61 mmol/mol] C 7.5% [SD 1.8] [58 mmol/mol]	Diabetes distress [P], HbA1c, summary of self-care diabetes activities; treatment self-regulation, diabetes self-efficacy; MDRTC's satisfaction sub-scale; diabetes self-management competence Yes
Weinger 2011 USA ⁵⁰	RCT; PAID; 14 months	222 [74/75/73], males 46–56% per group, mean age 52.6 years, T1 [50%]/T2 [50%], diabetes clinic, T2 34% insulin	<i>DSME</i> : Theory based, face to face group education with goal orientation, problem solving, written materials with diabetes educator with BG and BCh focus. 5 × 2 hours sessions over 6 weeks vs. <i>individual control</i>	DD I 34.8 [19.3] C 34.0 [21.5]: HbA1c I 9.12% [SD 1.1] [76 mmol/mol] C 8.9% [SD 1.1] [74 mmol/mol]	HbA1c [P], self-care inventory; physical activity; 24 hours dietary intake; BGM; physical fitness; DD; anxiety & depression; diabetes-self-efficacy; coping styles; self-esteem; frustration with self-care and diabetes QOL. Yes
Bond 2010 USA ³⁹	RCT; PAID, 6 months	62 [31/31], male NR, mean 68 years, type NR, hospital and community clinics, insulin NR	<i>DSME</i> : Theory NR. Group and individual online with MDT online support. Unrestricted access with 26 weekly MDT sessions for 6 months with focus on emotions and behaviour change vs. <i>usual care</i>	DD: I 2.3 [0.88] C2.1 [0.84]	Depressive symptoms, self-efficacy, social support Primary NR
Byrne 2012 author reported UK ⁷³	RCT; PAID, 18 months	437 [Gp size NR] 46% male, mean 41 years, T1, hospital clinics, insulin 100%	<i>DSME</i> : Theory NR. Group face to face DAFNE programme with a BG control focus delivered by diabetes specialists daily for 5 days vs. <i>usual care</i>	DD I 30 [18.9] C 29 [18.2]: HbA1c I 8.4% [68 mmol/mol] C 8.3% [67 mmol/mol]	Diabetes QOL, HbA1c, anxiety and depression Primary NR
Fisher 2011 USA ⁷⁴	RCT; DDS, 12 months	483 [256/227], male 53%, mean 56 years, T2, primary care, insulin 0%	<i>DMSE</i> ; Theory NR. Individual face to face education, written materials, problem solving, goal orientation with bio-feedback. Generalist HCP delivered five sessions over 12 months with an emotions focus vs. <i>enhanced usual care</i>	DD I 2.4 [0.98] C 2.25 [0.88]; HbA1c I 8.9% [SD 1.2] [74 mmol/mol] C 8.9% [SD 1.2] [74 mmol/mol]	Depression [P], diabetes distress [P], HbA1c No
McMahon 2012 USA ⁵¹	RCT; PAID; 12 months	152 [51/51/50], male 95%, mean 62 years, T2, Veteran's affairs org, insulin NR	<i>DSME</i> : Theory NR. Individual face to face session plus tele-care and education with bio-feedback and medication titration with diabetes HCP. Bi-weekly phone calls duration NR. Blood glucose control focus vs. <i>individual online care with no HCP</i>	DD I 24.5 [20] C 29 [19.6]: HbA1c I 9.9% [85 mmol/mol] C 10.1% [87 mmol/mol]	HbA1c [P] and CVD outcomes No

Continued

Table 2 Continued

Main paper and publication date (other papers) location	Study design/ DD outcome measures/ longest follow up	Population and setting sample [I/C], gender, age, T1/T2%, setting, insulin %	Intervention and comparison group used in meta-analysis	Mean b'line data for DD and HbA1c	Other assessed outcomes Was primary outcome [P] in favour of intervention?
Glasgow 2012 USA ⁵²	RCT; DDS; 12 months	463 [132/169/162], male 51%, mean 58 years, T2, primary care, insulin NR	<i>DSME</i> : Theory based, online education, problem solving, goal oriented, computer-based interactive with health professional telephone support and group face to face sessions with behaviour change focus. Mean logins 2.6–10.45 range per month for 12 months vs. <i>usual care</i>	DD: I 3.3 [0.10] C 3.0 [0.11]; HbA1c I 8.26% [SD 0.13] [67 mmol/mol] C 8.16% [SD 0.16] [66 mmol/mol]	Eating behaviours, estimated fat intake; medication adherence, CVD outcomes, self-efficacy, problem solving skills, general health status and HbA1c Primary NR
Glasgow 2006 USA ⁵⁹	RCT; DDS, 2 months	335 [174/161], male 50%, mean 62 years, T2, primary care, insulin NR	<i>Psycho-educational</i> : Theory based. Single face to face, individual session with general HCP trained in motivational interviewing techniques and goal setting with online education and bio-feedback. Focus on diet and physical activity vs. <i>enhanced usual care</i>	DD: I 40.1 [17.5] C 41.5 [18.9]; HbA1c I 7.4% [SD 1.6] [57 mmol/mol] C 7.5% [SD 1.6] [58 mmol/mol]	Dietary changes, depression, HbA1c, cholesterol Primary NR
Heinrich 2010 Netherland ⁷⁵	RCT; PAID; 24 months	584 [number randomized NR], male 46%, mean 59 years, T2, primary care, insulin NR	<i>Psychological</i> : Theory based. Face to face, individual motivational interviewing and supportive counselling with diabetes HCP. 8 × 20 minutes sessions every 4 months for 2 years with a behaviour change focus vs. <i>usual care</i>	DD I 14.7 [13.05] C 16.48 [13.65]: HbA1c 7.7% [61 mmol/mol] < 7.0% [< 53 mmol/mol]	Self-management behaviours; food frequency; physical activity; CVD outcomes, HbA1c, perceived autonomy, self-efficacy, health locus of control, knowledge primary NR
Hermanides 2011 Europe with PI in Netherland ⁷⁶	RCT; PAID; 6 months	83 [44/39], male 52%, mean age 38.4 years, T1, hospital clinics, insulin 100%	<i>Drugs/Devices</i> : Theory NR. Sensor augmented insulin pump supported by face to face individual sessions with diabetes HCP. Three sessions in 3 months with a blood glucose control focus vs. <i>multiple daily injections</i>	DD I 32.4 [18.8] C 26.5 [18.4]: HbA1c I 8.5% [69 mmol/mol] C 8.6% [70 mmol/mol]	HbA1c [P], hypo frequency, QOL, treatment satisfaction, hypo fear Yes
Hermanns 2009 Germany ⁷⁷	RCT crossover; PAID, discharge at 43 hours	50 [number randomized NR], male 53%, mean 42 years, T1, hospital inpatients, insulin 100%	<i>Drugs/Devices</i> : theory NR. Continuous blood glucose monitor [CBGM] and real time bio-feedback supported by diabetes HCP, face to face, individual sessions during single inpatient stay of 43 hours with blood glucose focus vs. <i>CBGM with retrospective bio-feedback of same duration</i>	DD 30.7: HbA1c 8.1% [65 mmol/mol]	Continuous glucose monitoring satisfaction, state-trait anxiety, depressive symptoms primary NR
Hermanns 2012 Germany ⁷⁸	RCT; PAID; 6 months	186 [92/94], male 55%, mean age 62.9 years, T2, diabetes clinics, insulin 100%	<i>DSME</i> : Theory NR. Group face to face with problem solving, goal setting and written materials focusing on blood glucose control in 10 × 90 min sessions vs. <i>didactic group education of same length/frequency</i>	DD: I 52.5 [9.2] C 47.6 [9.6]; HbA1c I 8.5% [SD 1.5] [69 mmol/mol] C 8.2% [SD 1.1] [66 mmol/mol]	HbA1c [P], knowledge, self-care activities, HRQOL, weight Yes

Continued

Table 2 Continued

Main paper and publication date (other papers) location	Study design/ DD outcome measures/ longest follow up	Population and setting sample [I/C], gender, age, T1/T2%, setting, insulin %	Intervention and comparison group used in meta-analysis	Mean b'line data for DD and HbA1c	Other assessed outcomes Was primary outcome [P] in favour of intervention?
Lamers 2011 Netherland ⁶⁰	RCT; PAID; 9 months	208 [105/103], male 49%, mean 70 years, T2, primary care, insulin 30%	<i>Psycho-educational</i> : Theory based. Individual, face to face CBT and written educational components with a general HCP focusing on reducing distress and behaviour change over four sessions <i>vs. usual care</i>	DD: I 22.6 [20.5] C23.4 [19.5]: HbA1c I 7.5% [SD 1.2] [58 mmol/mol] C 7.2% [SD1.4] [55 mmol/mol]	Diabetes symptom distress, HbA1c, depressive symptoms primary NR
Sturt 2008 UK ⁴⁰	RCT; PAID; 6 months	245 [114/131], male 60%, mean 62 years, T2, primary care, insulin NR	<i>DSME</i> : Theory based. Individual, face to face and telephone supported education with written and audio visual materials delivered by general HCP with behaviour change focus. Delivered in 4 × 10 min sessions over 12 weeks <i>vs. waiting list control</i>	DD I 21 [15] C 21 [15]; HbA1c I 8.9% [SD 1.4] [74 mmol/mol] C 8.7% [SD 1.4] [72 mmol/mol]	HbA1c [P], CVD outcomes, self-efficacy No
Whittemore 2004 USA ⁶¹	RCT; PAID; 6 months	53 [29/24], male 0%, mean 58 years, T2, hospital clinic, insulin NR	<i>Psycho-educational</i> : Theory based individual face to face and telephone supported motivational interviewing and self-help education with nurse coach. Seven sessions over 5 months with mood, distress and behaviour change focus <i>vs. usual care</i>	DD I 59.9 [22] C 42.3 [14]; HbA1c I 7.7% [SD 1] [61 mmol/mol] C 7.6% [SD 1] [60 mmol/mol]	HbA1c, BMI, dietary intake, physical activity, integration and treatment satisfaction primary NR
Hermanns (in press) 2014 Germany ⁷⁹	RCT; PAID; 12 months	214 [106/108], male 43%, mean 43.3 years, T1 64.5%/T2 35.5%, hospital inpatients, insulin NR	<i>Psycho-educational</i> : Group based diabetes specific CBT with psychologist in 5 × 90 min sessions. Face to face and telephone support. Theory based with focus on mood and behaviour change <i>vs. group DSME</i>	DD I 41.1 [19.1] C 37.9 [17.5]; HbA1c I 8.8% [SD 1.7] [73 mmol/mol] C 8.7% [SD 1.7] [72 mmol/mol]	Depression, depressive symptoms [P], well-being, treatment satisfaction, QOL, self-care, glycaemic control and CVD outcomes. Yes
Welch 2011 USA ⁵³	RCT; PAID; 6 months	234 [58/58/57/61], male 41%, mean 56 years, T2, hospital clinic, insulin per group range 22–46%	<i>Psycho-educational</i> : Theory based. Individual motivational interviewing face to face with diabetes specialist plus DSME in 4 × 40 minutes sessions over 6 months with a behaviour change focus <i>vs. DSME</i>	DD I 41.9 [22.4] C 43.4 [25.0]: HbA1c 8.9% [74 mmol/mol]	HbA1c [P], depression, treatment satisfaction, self-care behaviours No
Welch 2011 USA ⁸⁰	RCT; PAID Spanish version, 12 months	46 [21/25], male 33%, mean 56 years, T2, community clinic, insulin NR	<i>Disease management</i> : Theory NR. Individual web-based assessment and management tool and DSME used by diabetes HCP and patient in 7 × 1 hour face to face sessions over 12 months with online remote interaction. Focus on mood, distress and behaviour change <i>vs. attention control DSME</i>	DD I 44.3 [23] C 54.2 [24]; HbA1c I 9.0% [75 mmol/mol] C 8.5% [69 mmol/mol]	HbA1c, BP, eye exams, treatment satisfaction, depression Primary NR

Continued

Table 2 Continued

Main paper and publication date (other papers) location	Study design/ DD outcome measures/ longest follow up	Population and setting sample [I/C], gender, age, T1/T2%, setting, insulin %	Intervention and comparison group used in meta-analysis	Mean b'line data for DD and HbA1c	Other assessed outcomes Was primary outcome [P] in favour of intervention?
Samuel Hodge 2006 USA ⁶²	RCT; PAID; 12 months	201 [117/84], male 36%, mean 59 years, T2, churches, insulin 29%	<i>Psycho-educational</i> : Theory based. Motivational interviewing, supportive counselling and DSME provided in 25 contacts via individual and group face to face sessions and peer telephone support. Focus on mood, distress and behaviour change by MDT and peers <i>vs. usual care</i>	DD I 23 [20.4] C 22.9 [18.6]: HbA1c I 7.77% [61 mmol/mol] C 7.79% [62 mmol/mol]	HbA1c, CVD outcomes, physical activity, food frequency, spirituality, coping styles, health status, perceived diabetes competence, perceived stress, perceived barriers, social support, stages of behaviour change Primary NR
Spencer 2011 USA ⁶³	RCT; PAID; 6 months	164 [72/92], male 38%, mean 52.8 years, T2, community, insulin 27%	<i>Psycho-educational</i> : Theory based. Group face to face motivational interviewing and DSME with HCP plus individual telephone lay coach support. Eleven sessions plus bi-weekly telephone calls, duration/frequency NR, with behaviour change focus <i>vs. wait list control</i>	DD I 23.8 [22.1] C 25.9 [22.8]: HbA1c I 8.55% [70 mmol/mol] C 8.46% [69 mmol/mol]	HbA1c, CVD outcomes, knowledge, self-management, self-efficacy, physical activity and food practices, primary NR
Khunti 2012 UK ⁸¹	RCT; PAID; 36 months	824 [387/437], male 55%, mean 60 years, T2, primary care, insulin = < 3%	<i>DSME</i> : Theory based face to face group DESMOND education with problem solving, goal setting and written materials with diabetes HCPs. Six hours over one or two sessions with knowledge and behaviour change focus <i>vs. usual care</i>	DD NR; HbA1c 8.0% [64 mmol/mol]	HbA1c [P], CVD outcomes, smoking, physical activity, QOL, health beliefs, depression, medication use No
D'eraimo Melkus 2010 USA ⁶⁴	RCT; PAID; 24 months	109 [52/57], male 0%, mean 46 years, T2, primary care, insulin 0%	<i>Psycho-educational</i> : Theory based. Face to face group CBT and DSME with written materials and self-blood glucose monitoring delivered by trained general HCP. 11 x 90 min weekly sessions with distress and mood focus <i>vs. usual care</i>	DD I 54 [31] C 60 [30]: HbA1c I 8.0% [64 mmol/mol] C 8.3% [67 mmol/mol]	HbA1c [P], CVD outcomes, anxiety, social support, self-efficacy, knowledge, general QOL, health care provider support No
Gabbay 2013 USA ⁸²	RCT; PAID; 24 months	545 [232/313], male 42%, mean age 58 years, T2, primary care, insulin NR	<i>Psychological</i> : Theory based. Individual motivational interviewing face to face sessions with diabetes nurse with telephone/email support as required. Eight sessions over 24 months with empowerment change focus <i>vs. usual care</i>	DD I 29 [23] C 29 [24] HbA1c I 9.05% [75 mmol/mol] C 8.82% [73 mmol/mol]	Depressive symptoms, diabetes quality of life, self-care, treatment satisfaction, HbA1c, CVD outcomes and screening attendance Primary NR
Hermanns 2013 author reported Germany ⁶⁵	RCT; DDS; 6 months	160 [81/79], male 56%, mean age 45.5 years, T1, diabetes clinic, insulin 100%	<i>Psycho-educational</i> : Theory based. Group face to face using motivational interviewing involving family/friends delivered by diabetes specialist. 12 x 90 min sessions over 6 weeks with a blood glucose control focus <i>vs. group education attention control</i>	DD I 1.3 [1] C 1.2 [0.9] HbA1c I 8.3% [67/mol] C 8.0% [64 mmol/mol]	HbA1c [P], depressive symptoms, empowerment, self-efficacy, knowledge, self-care behaviour, satisfaction with insulin therapy, hypoglycaemia awareness Yes

Continued

Table 2 Continued

Main paper and publication date (other papers) location	Study design/ DD outcome measures/ longest follow up	Population and setting sample [I/C], gender, age, T1/T2%, setting, insulin %	Intervention and comparison group used in meta-analysis	Mean b'line data for DD and HbA1c	Other assessed outcomes Was primary outcome [P] in favour of intervention?
Lerman 2009 translated Mexico ⁵⁴	RCT; PAID; 12 months	70 [41/29], male mean across groups 17/33/41%, mean age 57.5 years, T2, diabetes clinic, insulin 24%	<i>DSME</i> : Theory NR. Individual telephone consultations with general physicians in addition to routine face to face consultations. Monthly calls intensity NR. Behaviour change focus <i>vs. usual care</i>	DD I 45 [23] C 51 [19] HbA1c I 8.5% [SD 1.4] [69 mmol/mol] C 9.3% [SD 1.9] [78 mmol/mol]	HbA1c, depression, adherence to treatment [four questions], diabetes knowledge Primary NR
Quinn 2011 USA ⁵⁵	RCT; DDS; 12 months	213 [80/33/38/62]; male 50%, mean age 52.9 years, T2, primary care, insulin NR	<i>DSME</i> : Theory NR. Individual online/mobile phone based programme with bio-feedback and educational/behavioural diabetes nurse coaching. Duration 12 months with ongoing intensity with glycaemic control focus <i>vs. usual care</i>	DD I 2.4 [0.9] C 2.6 [0] HbA1c I 9.2% [SD 1.7] [77 mmol/mol] C 9.9% [SD 2.1] [85 mmol/mol]	HbA1c [P], patient reported diabetes symptoms, depression, CVD outcomes Yes
Beverly 2013 USA ⁸³	RCT; PAID; 12 months	134 [67/67], male 49, mean age 59.1 [8.7], T2, diabetes clinics, insulin NR	<i>DSME</i> : Theory based. Group face to face education with conversation maps with diabetes specialist. 4 × 1 hour sessions with behaviour change focus <i>vs. group didactic education</i>	DD I 33.3 [20.3] C 34.8 [23.1] HbA1c I/C 8.4% [68 mmol/mol]	HbA1c [P], psychological symptoms, quality of life, self-efficacy, self-care behaviours, frustration and barriers with diabetes self-management No
Dennick 2014 UK ⁸⁴	RCT; PAID; 3 months	41 [23/18], male 61%, mean age 65.5 [9.9], T2, primary care, insulin 10%	<i>Psychological</i> : Theory based. Individual written emotional disclosure with no HCP support. 3 × 20 minutes sessions over 1 week with mood focus <i>vs. non-psychological writing control</i>	DD I 37.1 [2.5] C 34.4 [2.3] HbA1c I/C 7.0% [53 mmol/mol]	Depressive symptoms [P], self-management behaviours, perceived health status No
Malanda 2011 author reported Netherland ⁴⁸	RCT; PAID; 12 months	181 [60/59/62], male 66%, mean age 61.5 [7.8], T2, diabetes clinics, insulin 0%	<i>Drugs/devices</i> : Theory NR. Blood glucose monitoring with education, individual face to face over 2 × 30 minutes sessions with research assistant with a focus on reducing distress <i>vs. usual care</i>	DD I 14.19 [14.7]; C 9.13 [11.0] HbA1c I 7.5% [SD 0.6]; [58 mmol/mol] C 7.4% [SD 0.6] [57 mmol/mol]	DD [P], HbA1c, status of depression, patient treatment satisfaction, hypoglycaemia, physical activity, health status, cost-effectiveness and cost-utility No
Pibernik-Okanovic 2011 author reported Croatia ⁵⁶	RCT; PAID; 12 months	209 [74/66/69], T2, male 62.2%, mean age 58.1, diabetes clinic and insulin 30.1%	<i>Psycho-educational</i> : Theory based. Group CBT delivered face to face. Interventionist NR. 6 × 60–90 minutes sessions over 6 weeks with mood focus. Interventionist NR <i>vs. usual care</i>	DD I 37.63 [20.23]; C 38.04 [18.57] HbA1c I 7.4% [SD 1.3]; [57 mmol/mol] C 7.1% [SD 1.1] [54 mmol/mol]	Depressive symptoms [P], HbA1c, self-management, health-related quality of life, biochemical markers reflecting insulin resistance, inflammation and oxidative damage. Significance test not available
Skinner 2011 author reported Australia ⁸⁵	RCT; PAID; 9 months	56 [29/27], male 54%, mean age 53.9 [11.3], T2, insulin NR	<i>DSME</i> : Theory NR. Individual risk assessment and behaviour change counselling for five complications delivered face to face and by telephone during five sessions over 9 months with blood glucose control focus. Interventionist NR <i>vs. single session with risk info provided and no coaching/follow up</i>	DD I 21 [16] C 14 [10] HbA1c I 8.8% [SD 1.1]; [73 mmol/mol] C 9.0% [SD 0.9] [75 mmol/mol]	HbA1c, depressive symptoms, lipids, BP primary NR

Continued

Table 2 Continued

Main paper and publication date (other papers) location	Study design/ DD outcome measures/ longest follow up	Population and setting sample [I/C], gender, age, T1/T2%, setting, insulin %	Intervention and comparison group used in meta-analysis	Mean b'line data for DD and HbA1c	Other assessed outcomes Was primary outcome [P] in favour of intervention?
Van Son 2011 author reported Netherlands ⁶⁶	RCT; PAID; 6 months	139 [70/69], male 50%, mean age 56.5 years, T2 70%, diabetes clinic, insulin NR	<i>Psycho-educational</i> : Theory based. Group based CBT and mindfulness programme delivered face to face by psychological specialist. 8 × 2 hours sessions over 20 weeks with mood focus vs. <i>wait list control</i>	DD I 22.1 [19.7] C 34.8 [20.1] HbA1c I 7.5% [58 mmol/mol] C 7.6% [60 mmol/mol]	DD [P], depressive symptoms [P], perceived stress [P], anxiety [P], HbA1c, quality of life, dispositional mindfulness, self-esteem, self-care, BP Yes
Fisher 2013 USA ⁵⁷	RCT; DDS; 12 months	392 [146/150/96], male 46%, mean 56 years, T2, primary care and hospital clinics, insulin 18%	<i>Psychological</i> : Theory based individual problem solving therapy online and via telephone by a psychological HCP over 1 face to face and eight telephone sessions of 60 minutes over 48 weeks with a distress focus vs. <i>attention control</i>	DD I 2.38 [0.89] C 2.48 [0.95]: HbA1c I 7.34% [57 mmol/mol] C 7.45% [58 mmol/mol]	Diabetes distress [P], HbA1c, diet, exercise and medical adherence No

DESMOND: Diabetes Education for Self Management Ongoing and Newly Diagnosed; DD: diabetes distress; T1: Type 1; T2: Type 2; RCT: randomised controlled trial; PAID: Problem Areas in Diabetes Scale; DDS: Diabetes Distress Scale; vs.: versus; HbA1c: glycated haemoglobin; BMI: body mass index; HRQOL: health-related quality of life; QOL: quality of life; I: intervention; C: comparison; NR: not reported; P: primary outcome; CVD: cardio vascular disease; DSME: diabetes self-management education; BP: blood pressure; (C)BGM: (continuous) blood glucose monitoring; HCP: health care professional; Psych: psychological.

Table 3 A priori subgroup analyses for components associated with reduced diabetes distress.

Intervention categories and component	No of studies/ no of participants	Standardised mean difference [SD] * = <0.05
<i>Category</i>		
DSME	17/2910	-0.00 [-0.08, 0.09]
Psychological	8/1519	-0.02 [-0.15, 0.11]
Psycho-educational	11/1551	-0.21 [-0.33, -0.09]*
<i>Medium of delivery content</i>		
Face to face only	23/4310	-0.05 [-0.14, 0.04]
Face to face + remote	15/2086	-0.09 [-0.19, 0.00]
Remote element [in any other type of intervention]	16/2085	-0.08 [-0.16, 0.01]
<i>Potentially important components</i>		
Diabetes specialist interventionist	19/3229	-0.03 [-0.12, 0.06]
Generalist interventionist	7/1246	-0.19 [-0.31, -0.08]*
Use of theory	26/4333	-0.09 [-0.18, 0.01]
Mood focus	15/2041	-0.15 [-0.29, 0.00]
No mood focus	26/4567	-0.01 [-0.08, 0.05]
≤5 sessions	18/2923	-0.02 [-0.14, 0.09]
≥6 sessions	15/2322	-0.14 [-0.26, -0.03]*
Duration ≤ 12 weeks	17/2273	0.01 [-0.13, 0.11]
Duration ≥ 13 weeks	13/2676	-0.14 [-0.24, -0.03]*
Motivational interviewing with/without education	11/1985	-0.09 [-0.18, -0.00]*
Supportive counselling	9/1312	-0.12 [-0.27, 0.03]
Group format	13/2375	-0.08 [-0.22, 0.06]
Individual [1:1] format	27/4178	-0.04 [-0.12, 0.04]

No: number; DSME: diabetes self-management education; +: plus; SD: standard deviation; sig: significant.

Sensitivity analysis and study bias

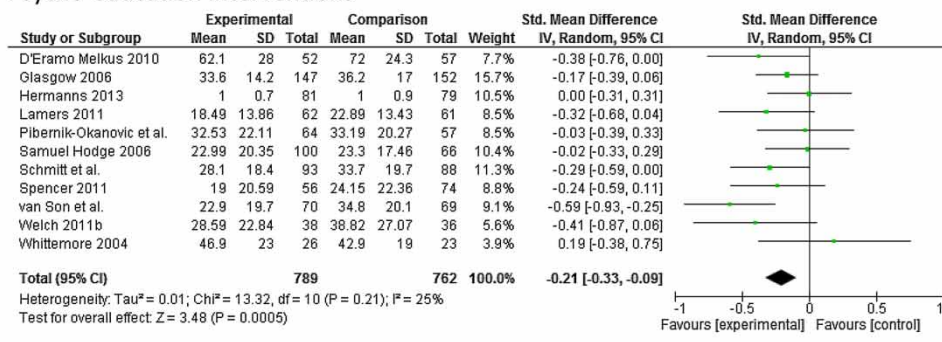
Sensitivity analyses were undertaken to assess impact of removal of Type 1 and mixed sample studies and these were negligible and did not change the overall result of meta-analysis. Risk of bias assessments demonstrated methodological flaws in many of the included studies. Twenty-four studies had a high risk of bias, 13 a moderate risk, 3 a low risk, and 1 study in which data was provided by the author was unable to be assessed. The presence of small and non-significant studies suggests that publication bias was unlikely. Risk of bias data is available from the authors.

Discussion

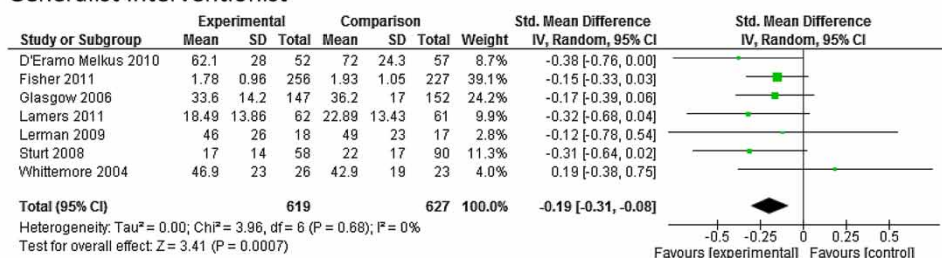
Our review revealed a considerable number of research studies that have measured DD indicating that researchers, clinicians and people with diabetes regard this as an important diabetes phenomenon. Psycho-education involving diabetes and mood or motivation content, delivered in any format, was significantly associated with reduced distress at follow up. Intervention delivery components which reduced DD involved general clinicians and were of both greater intensity and duration. Intensity of intervention and motivational interviewing components were found to significantly reduce both DD and HbA1c.

Psychological problems usually require psychological solutions.^{35,36} DD however appears to respond to psycho-education and affords the diabetes as well as the emotion a central therapeutic position. This might be explained in relation to improvements in diabetes management

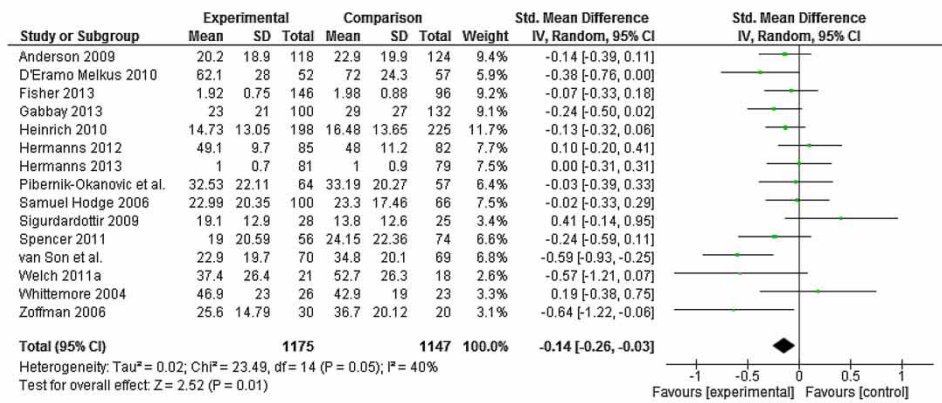
Psycho-education interventions



Generalist Interventionist



Sessions ≥ 6



Duration ≥ 13 weeks

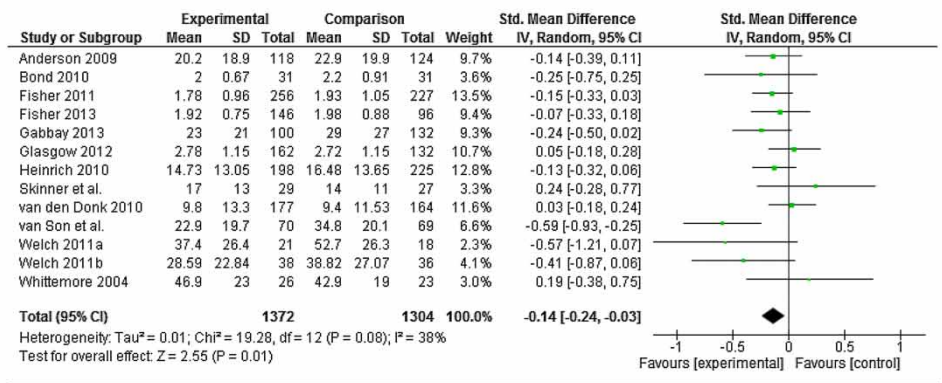


Figure 2 Forest plots of intervention effects.

self-efficacy as there are several included studies that identify reductions in DD alongside improvements in self-efficacy.³⁷⁻⁴⁰ People develop mastery in relation to their diabetes management through knowledge and skill

acquisition derived from the diabetes content alongside communication, reflection and motivational insights derived from the psychological components. This may enable them to experience a level of control that reduces

their sense of helplessness in relation to this complex condition. Continuity and access offered by primary care may explain the significance of the generalist clinician. This finding may arise from the predominance of Type 2 studies, reflecting the importance of care close to home facilitating easy access to care, continuity of care and carer and the pastoral elements of general practice relationships. If access and continuity are important for all people with diabetes then it indicates that these outcomes may need to be a focus of interventions to reduce DD, rather than the generalist clinician *per se*. This is somewhat contradicted by our finding that combined face to face and remotely delivered interventions, which would facilitate access and continuity, did not appear to influence DD outcome and reinforces the finding that generalists are important.

Motivational interviewing has been widely evaluated to determine its effectiveness in promoting patient self-management across a range of long-term conditions.^{41,42} With the exception of trials in diabetes in which findings have been equivocal,^{43,44} Motivational interviewing has been widely considered effective in changing health-related behaviours. Motivational interviewing trials in long-term conditions have assessed its effectiveness based on patient reported outcome measures (PROM) whereas diabetes trials have largely focused on evaluating change in glycemic control, a complex biological variable. In our study motivational interviewing was assessed using the PAID and the DDS which are PROMs and was found to reduce DD. In trials where this resulted, motivational interviewing also reduced elevated HbA1c. This effect was of borderline significance, however it remains unclear whether it reduces DD, despite reducing HbA1c. Nonetheless, the association between DD and glycaemia in these seven motivational interviewing trials is notable and requires further research attention.

As noted, DD was not influenced by face to face or remote delivery nor by group or 1:1 interactions. There is clinical interest currently in digital clinical communications by email, text, mobile and web portals^{45,46} with a rationale that they can improve access to health care and therefore might be expected to reduce distress. Our analysis did not find evidence for this. Face to face consultations, solely or in addition to remote access via telephone or digital methods, remained the most frequently delivered experimental intervention. Two of the three included drugs/devices interventions, a trial of insulin intensification⁴⁷ and in another of blood glucose monitoring,⁴⁸ found DD to be higher in the experimental arm at follow up raising concerns that drug and device intensification can increase DD. As diabetes care becomes increasingly technological around blood glucose monitoring, insulin delivery systems, new drugs, dose titration and web applications to record and analyse the data it is of concern to companies and clinicians that these innovations do not increase DD. The impact of new drugs/doses on health-related quality of life is now a major feature of many drug trials⁴⁹ and

DD may have a place alongside in understanding the diabetes burden associated with innovations in treatments and care.

This is the first review to be undertaken of the published DD literature using a comprehensive search strategy and PRISMA methods²⁹ resulting in the analysis of a large number of trials with statistical and clinical homogeneity. Ethnicity was reported in half of the included trials and representation of ethnic minority populations in the studies indicates that the meta-analyses broadly represents a diverse population with diabetes. The analysis process of developing intervention categories, from collections of components which could support meta-analyses, was thorough and transparent. The findings enable acceleration of experimental research targeting DD. There are a number of review limitations. DD has been variously described over two decades and only three databases were searched and it is inevitable that some studies will have been missed. In multiple arm trials,^{48,50–57} we recognise limitations in selecting the most and least active intervention arms to address the issue of non-independence of effects from an individual study contributing to the meta-analysis. Cochrane advocates that a preferable approach is to define intervention and comparison arms and combine data within these newly formed groups. In the instance of RCT estimating treatment effects of complex interventions such an approach is inappropriate in view of the complex heterogeneity even between the different intervention and control arms within a single study. In effect, the unique effects of differing interventions are averaged out such that the overall estimate does not reflect something meaningful. After careful consideration of alternative approaches offered within the Cochrane handbook⁵⁸ we felt our approach to be the most appropriate means of approximating the truth. Twenty-four of our 41 included studies were assessed as having a high risk of bias. Removing these studies to undertake sensitivity analyses would have made meta-analyses by intervention category/component not possible. These many studies with a high risk of bias mean that some caution is required in interpreting the results. Most effect sizes were lower than 0.2 conventionally regarded as small by Cohen's *D*.^{26,27} The mean DD levels of participants in the trials were below threshold and the next research steps are to develop trials to determine effect sizes when these intervention components are targeted at people with elevated DD at baseline.

Implications for research and practice

Theory and clinical hunch have thus far been the only guidance available to clinicians and researchers in developing interventions to reduce DD. This review is signposting psycho-educational interventions with diabetes and mood/motivation content, delivered more intensively and emphasising access and continuity of care. Many psycho-educational interventions with one or more of these content elements are revealed in our

review.^{53,56,59–66} Motivational interviewing may offer more opportunity in diabetes than thought previously. These now need evaluating in Type 1 and Type 2 populations with elevated distress in experimental conditions with DD distress as the primary outcome.

Acknowledgements

The study was internally funded by the Florence Nightingale Faculty of Nursing & Midwifery, King's College London, the employer of JS and KD. A travel fellowship was awarded to JS by the National Institute for Health Research (NIHR) Mental Health Biomedical Research Centre at South London and Maudsley NHS Foundation Trust and King's College London to fund BH and collaborate with LF & DH. The views expressed are those of the authors and not necessarily those of the NHS, the NIHR or the Department of Health.

Disclaimer statements

Contributors JS developed the idea, screened citations and extracted data. KD developed the protocol and search strategy, screened citations, extracted data and undertook analysis. DH developed the protocol and reviewed the results. BH screened citations and full text papers. JO extracted data and undertook risk of bias assessments. LF developed the protocol and reviewed the results. All authors developed the manuscript.

Funding None.

Conflicts of interest The only potential conflict of interest is that three of the authors have studies in the systematic review and meta-analysis. We have drawn attention to this in the methods section.

Ethics approval None.

References

- N.H.S. Diabetes. Emotional and psychological support and care in diabetes. Report from the emotional and psychological support working group of NHS Diabetes and Diabetes UK; 2010.
- Fisher L, Skaff MM, Mullan JT, Arean P, Glasgow R, Masharani U. A longitudinal study of affective and anxiety disorders, depressive affect and diabetes distress in adults with type 2 diabetes. *Diabet Med* 2008;25(9):1096–101.
- Snoek F, Pouwer F, Welch GW, Polonsky WH. Diabetes-related emotional distress in Dutch and US Diabetic patients. *Diabetes Care* 2000;23(9):1305–9.
- Delahanty LM, Grant RW, Wittenberg JL, Bosch DJ, Wexler E, Caglieri E, *et al.* Association of diabetes-related emotional distress with diabetes treatment in primary care patients with type 2 diabetes. *Diabet Med* 2007;24:48–54.
- Hermanns N, Kulzer B, Krichbaum M, Kubiak T, Haak T. How to screen for depression and emotional problems in patients with diabetes: comparison of screening characteristics of depression questionnaires, measurement of diabetes specific emotional problems and standard clinical assessment. *Diabetologia* 2006;49:469–77.
- Kokoszka A, Pouwer F, Jodko RR, Mucko P, Bienkowska J, Kuligowska E, *et al.* Serious diabetes specific emotional problems in patients with type 2 diabetes who have different levels of comorbid depression: a Polish study from the European Depression in Diabetes [EDID] Research Consortium. *Eur Psychiatry* 2009;24:425–30.
- Pouwer F, Skinner TC, Pibernik-Okanovic M, Beekman ATF, Cradock S, Szabo S, *et al.* Serious diabetes-specific emotional problems and depression in a Croatian-Dutch-English survey from the European Depression in Diabetes [EDID] Research Consortium. *Diabetes Res Clin Pract* 2005;70:166–73.
- Polonsky WH, Anderson B, Lohrer PA, Welch G, Jaconsn AM, Aponte JE, *et al.* Assessment of diabetes-related distress. *Diabetes Care* 1995;18(6):754–60.
- Due-Christensen M, Zoffmann V, Hommel E, Lau M. Can sharing experiences in groups reduce the burden of living with diabetes, regardless of glycaemic control? *Diabet Med* 2012;29:251–6.
- Welch G, Jacobson AM, Polonsky WH. The Problem Areas in Diabetes Scale. *Diabetes Care* 1997;20(5):760–6.
- Polonsky WH, Fisher L, Earles J, Dudl RJ, Lees J, Mullan J, Jackson RA. Assessing psychosocial distress in diabetes development of the diabetes distress scale. *Diabetes Care* 2005;28(3):626–31.
- Joensen LE, Tapager I, Willaing I. Diabetes distress in Type 1 diabetes—a new measurement fit for purpose. *Diabet Med* 2013;30:1132–9.
- Glasgow RE, Edwards LL, Whitesides H, Carroll N, Sanders TJ, McCray BL. Reach and effectiveness of DVD and in-person diabetes self-management education. *Chronic Illn* 2009;5:243–9. doi:10.1177/1742395309343978.
- West C, McDowell J. The distress experienced by people with type 2 diabetes. *Br J Commun Nurs* 2002;7(12):606–13.
- Byrne M, Newell J, Coffey N, O'Hara MC, Cooke D, Dineen SF. Predictors of quality of life gains among people with type 1 diabetes participating in the Dose Adjustment for Normal Eating (DAFNE) structured education programme. *Diabetes Res Clin Pract* 2012;98(2):243–8.
- Fisher L, Skaff M, Mullan JT, Arean P, Mohr D, Masharani U, *et al.* Clinical depression versus distress among patients with type 2 diabetes. *Diabetes Care* 2007;30(3):542–8.
- Fisher L, Mullan JT, Arean P, Glasgow R, Hesslet D, Masharani U. Diabetes distress but not clinical depression or depressive symptoms is associated with glycaemic control in both cross sectional and longitudinal analyses. *Diabetes Care* 2010;33(1):23–8.
- Fisher L, Glasgow R, Strycker L. The relationship between diabetes distress and clinical depression with glycaemic control among patients with Type 2 diabetes. *Diabetes Care* 2010;33(5):1034–6.
- Levy S, Zagarins S, Allen NA, Welch G. The relative impact of diabetes distress Vs depression on glycaemic control in Hispanic patients following a diabetes self-management education intervention. *Ethn Dis* 2011;21:322–7.
- Sturt J, McCarthy K, Dennick K, Narasimha M, Sankar S, Kumar S. What characterises diabetes distress and its resolution? A documentary analysis. *Int Diabetes Nurs*. 2015; 12:60–66.
- Aitkens J. Prospective associations between emotional distress and poor outcomes in type 2 diabetes. *Diabetes Care* 2012;35:2472–8.
- Zagarins S, Allen NA, Garb JL, Welch G. Improvement in glycaemic control following a diabetes education intervention is associated with change in diabetes distress but not change in depressive symptoms. *J Behav Med* 2012;35:299–304.
- Gonzalez J, Fisher L, Polonsky WH. Depression in diabetes: have we been missing something important? *Diabetes Care* 2011;34(1):236–9.
- Weinger K, Beverly EA, Lee Y, Sitnikov L, Ganda OP, Caballero AE. The effect of structured behavioural intervention on poorly controlled diabetes. *Arch Intern Med* 2011;171(22):1990–9.
- Glasgow RE, Kurz D, King D, Dickman JM, Faber AJ, Halterman E, *et al.* Twelve-month outcomes of an internet-based diabetes self-management support program. *Patient Educ Couns* 2012;87:81–92.
- Hermanns N, Kulzer B, Gulde MA, Eberle H, Pradler E, Patzelt-Bath A, *et al.* Short term effects on patient satisfaction of continuous glucose monitoring with Glucoday with real-time and retrospective access to glucose values: a cross over study. *Diabetes Technol Therap* 2009;11(5):275–81.
- Welch G, Allen N, Zagarins S, Stamp KD, Bursell SE, Kedziora RJ. Comprehensive diabetes management programme for poorly controlled Hispanic Type 2 patients at a community health centre. *Diabetes Educ* 2011;37(5):680–8.
- Khunti K, Gray L, Skinner T, Carey ME, Realf K, Dallosso H, *et al.* Effectiveness of a diabetes education and self management programme (DESMOND) for people with newly diagnosed type 2 diabetes mellitus: three year follow-up of a cluster randomised controlled trial in primary care. *BMJ* 2012;344:e2333.
- Moher D, Liberati A, Tetzlaff J, Altman DG. Preferred reporting items for systematic reviews and meta-analyses: the PRISMA statement. *Ann Intern Med* 2009;151(4):264–9.
- Dennick K, Sturt J, Speight J. What is diabetes distress and how can we measure it? A narrative review. (in preparation)
- Higgins JP, Altman DG, Gotzsche PC, Jüni P, Moher D, Oxman AD, *et al.* The Cochrane Collaboration's tool for assessing risk of bias in randomised trials. *BMJ* 2011;343:d5928. doi:10.1136/bmj.d5928.
- Higgins JPT, Thompson SJ, Deeks JJ, Altman DG. Measuring inconsistency in meta-analyses. *BMJ* 2003;327(Sep 7414):557–60. doi:10.1136/bmj.327.7414.557
- Cohen J. *Statistical power analysis for the behavioural sciences*. New York: Academic Press; 1988.
- Cohen J. *Quantitative methods in psychology: a power primer*. *Psychol Bull* 1992;112(1):155–9.

35. Spek V, Cuijpers PC, Nyklicek I, Riper H, Keyzer J, Pop V. Internet-based cognitive behaviour therapy for symptoms of depression and anxiety: a meta-analysis. *Psychol Med* 2007;37:319–28.
36. Rosa-Alcázar AI, Sánchez-Meca J, Gómez-Conesa A, Marín-Martínez F. Psychological treatment of obsessive-compulsive disorder: a meta-analysis. *Clin Psychol Rev* 2008;28:1310–25.
37. Van der Wulp I, de Leeuw Jn, Gorter KJ, Rutten GEHM. Effectiveness of peer-led self-management coaching for patients recently diagnosed with Type 2 diabetes mellitus in primary care: a randomised controlled trial. *J Diabet Med* 2012;29:e390–7.
38. Anderson RM, Funnell MM, Aikens JE, Krein SL, Fitzgerald JT, Nwankwo R, *et al.* Evaluating the efficacy of an empowerment-based self-management consultant intervention: results of a two-year randomized controlled trial. *J Ther Patient Educ* 2009;1(1):3–11.
39. Bond GE, Burr RL, Wolf FM, Feldt K. The effects of a web-based intervention on psychosocial well-being among adults aged 60 and older with diabetes: a randomized trial. *J Diabetes Educ* 2010;36(3):446–56.
40. Sturt JA, Whitlock S, Fox C, Hearnshaw H, Farmert AJ, Wakelin M, *et al.* Effects of the diabetes manual 1:1 structured education in primary care. *Diabetic Med* 2008;25(6):722–31.
41. Hill S, Kavookjian J. Motivational interviewing as a behavioral intervention to increase HAART adherence in patients who are HIV-positive: a systematic review of the literature. *AIDS Care* 2012;24:583–92.
42. Brodie DA, Inoue A, Shaw DG. Motivational interviewing to change quality of life for people with chronic heart failure: a randomised controlled trial. *Int J Nurs Stud* 2008;45:489–500.
43. Chen SM, Creedy D, Lin H-S, Wollin J. Effects of motivational interviewing intervention on self-management, psychological and glycemic outcomes in type 2 diabetes: a randomized controlled trial. *Int J Nurs Stud* 2012;49:637–44.
44. Welch G, Zagarins SE, Feinberg RG, Garb JL. Motivational interviewing delivered by diabetes educators: does it improve blood glucose control among poorly controlled Type 2 diabetes patients? *Diabetes Res Clin Pract* 2011;91(1):54–60.
45. Sutcliffe P, Martin S, Sturt J, Powell J, Griffiths F, Adams A, *et al.* Systematic review of communication technologies to promote access and engagement of young people with diabetes into healthcare. *BMC Endocr Disord* 2011;11:1.
46. Atherton H, Sawmynaden P, Sheikh A, Majeed A, Car J. Email for clinical communication between patients/caregivers and healthcare professionals. *Cochrane Database Syst Rev* 2012;11 :CD007978
47. Van den Donk M, Kees J, Gorter G, Rutten E. No negative effects of a multi-factorial, intensified treatment on self-reported health status, treatment satisfaction, and diabetes-related distress in screen-detected type 2 diabetes patients. The ADDITION-Netherlands Study. *J Qual Life Res* 2010;19:509–13.
48. Malanda U, Bot SDM, Kostense PJ, Snoek F, Dekker J, Nijpels G. Effects of self-monitoring of glucose in non-insulin treated patients with type 2 diabetes: design of the IN CONTROL-trial. *BMC Family Pract* 2009;10:26.
49. Food and Drug Administration. Guidance for industry patient-reported outcome measures: use in medical product development to support labeling claims. 2009. <http://www.fda.gov/downloads/Drugs/Guidances/UCM193282.pdf> [accessed 08.03.15]
50. Weinger K, Beverly EA, Lee Y, Sitnikov L, Ganda OP, Caballero AE. The effect of a structured behavioural intervention on poorly controlled diabetes. *Arch Inter Med* 2011;171(22):1990–9.
51. McMahon GT, Fonda SJ, Gomes HE, Alexis G, Conlin PR. A randomized comparison of online- and telephone-based care management with internet training alone in adult patients with poorly controlled type 2 diabetes. *J Diabetes Technol Ther* 2012;14(11):1060–7.
52. Glasgow RE, Kurz D, King D, Dickman JM, Faber AJ, Halterman E, *et al.* Twelve-month outcomes of an internet-based diabetes self-management support program. *J Patient Educ Couns* 2012;87:81–92.
53. Welch G, Zagarins SE, Feinberg RG, Garb JL. Motivational interviewing delivered by diabetes educators: does it improve blood glucose control among poorly controlled type 2 diabetes patients? *J Diabetes Res Clin Pract* 2011;91(1):54–60.
54. Lerman I, Moreira Diaz JP, Romero Ibarquengoitia ME, Gomez Perez FJ, Villa AR, Velasco ML, *et al.* Non adherence to insulin therapy in low-income, type 2 diabetic patients. *J Endocrine Pract* 2009;15(1):41–6.
55. Quinn CC, Shardell MD, Terrin ML, Barr EA, Ballew SH, Gruber-Baldini AL. Cluster-randomized trial of a mobile phone personalized behavioral intervention for blood glucose control. *Diabetes Care* 2011;34:1934–42.
56. Pibernik-Okanovic M, Ajdukovic D, Lovrenic MV, Hermanns N. Does treatment of subsyndromal depression improve depression and diabetes related outcomes: protocol for a randomised controlled comparison of psycho-education, physical exercise and treatment as usual. *Trials* 2011;12:17. doi:10.1186/1745-6215-12-17.
57. Fisher L, Hessler D, Glasgow R, Arean P, Masharani U, Naranjo D, *et al.* Redeem: a pragmatic trial to reduce diabetes distress. *Diabetes Care* 2013;36:2551–8.
58. Higgins J, Green S, (eds.) *Cochrane handbook for systematic reviews of interventions*. V5.1.0. 2011. <http://handbook.cochrane.org/> (accessed 07.03.15).
59. Glasgow RE, Nutting PA, Toobert DJ, King DK, Strycker LA, Jex M, *et al.* Effects of a brief computer-assisted diabetes self-management intervention on dietary, biological and quality of life outcomes. *J Chronic Illn* 2006;2:27–38.
60. Lamers F, Jonkers CCM, Bosma H, Knottnerus JA, van Eijk J. Treating depression in diabetes patients: does a nurse administered minimal psychological intervention affect diabetes-specific quality of life and glycaemic control? A randomized controlled trial. *J Adv Nurs* 2011;67(4):788–99.
61. Whitmore R, D'Eramo Melkus G, Sullivan A, Grey M. A nurse-coaching intervention for women with type 2 diabetes. *Diabetes Educ* 2004;30(5):795–804.
62. Samuel-Hodge CD, Keyserling TC, France R, Ingram AF, Johnston LF, Pullen Davis L, *et al.* A church-based diabetes self-management education program for African Americans with type 2 diabetes. *Prev Chronic Dis* 2006;3(3):1–16.
63. Spencer MS, Rosland AM, Kieffer EC, Sinco BR, Valerio M, Palmisano G, *et al.* Effectiveness of a community health worker intervention among African American and Latino adults with type 2 diabetes: a randomized controlled trial. *Am J Public Health* 2011;101(12):2253–60.
64. D'Eramo Melkus G, Chyun D, Vorderstrasse A, Newlin K, Jefferson V, Langerman S. The effect of a diabetes education, coping skills training, and care intervention on physiological and psychosocial outcomes in black women with type 2 diabetes. *J Biol Res Nurs* 2010;12(1):7–19.
65. Hermanns N, Kulzer B, Ehrmann D, Bergis-Jurgan N, Haak T. The effect of a diabetes education programme (PRIMAS) for people with type 1 diabetes: results of a randomized trial. *Diabetes Res Clin Pract* 2013;102:149–157.
66. Van Son J, Nyklicek I, Pop VJM, Power F. Testing the effectiveness of mindfulness-based intervention to reduce emotional distress in outpatients with diabetes (DiaMind): design of a randomised controlled trial. *BMC Public Health* 2011;11:131. doi:10.1186/1471-2458-11-131.
67. Simson U, Nawarotzky U, Frieset G, Porck W, Schottenfeld-Naort Y, Hahn S, *et al.* Psychotherapy intervention to reduce depressive symptoms in patients with diabetic foot syndrome. *J Diabet Med* 2008;25:206–12.
68. Shibayama T, Kobayashi K, Takano A, Kadowaki T, Kazuma K. Effectiveness of lifestyle counseling by certified expert nurse of Japan for non-insulin-treated diabetic outpatients: a 1 year randomized controlled trial. *J Diabetic Res Clin Pract* 2007;76:265–8.
69. Rosenbek Minet LK, Wagner L, Lonvig EM, Hjelmborg J, Henriksen JE. The effect of motivational interviewing on glycaemic control and perceived competence of diabetes self-management in patients with type 1 and type 2 diabetes mellitus after attending a group education programme: a randomised controlled trial. *J Diabetologia* 2011;54:620–1629.
70. Rygg L, By Rise M, Gronning K, Steinsbekk A. Efficacy of ongoing group based diabetes mellitus. A randomised controlled trial. *J Patient Educ Couns* 2012;86:98–105.
71. Sigurdardottir AK, Benediktsson Jonsdottir H. Instruments to tailor care of people with type 2 diabetes. *J Adv Nurs* 2009;65(10):2118–30.
72. Zoffman V, Lauritzen T. Guided self-determination improves life skills with Type 1 diabetes and AIC in randomized controlled trial. *J Patient Educ Couns* 2006;64:78–86.
73. Byrne M, Newell J, Coffey N, O'Hara MC, Cooke D, Dinneen SF. Predictors of quality of life gains among people with type 1 diabetes participating in the Dose Adjustment for Normal Eating (DAFNE) structured education programme. *Diabetes Res Clin Pract* 2012;98:243–8.
74. Fisher L, Polonsky W, Parkin CG, Jelsovsky Z, Amstutz L, Wagner RS. The impact of blood glucose monitoring on depression and distress in insulin-naïve patients with type 2 diabetes. *J Curr Med Res Opin* 2011;27(S3):39–46.
75. Heinrich E, Candel MJJM, Schaper NC, de Vries N. Effect evaluation of a motivational interviewing based counselling strategy in diabetes care. *J Diabet Res Clin Pract* 2010;90:270–8.
76. Hermanides J, Norgaard K, Bruttomessot C, Mathieu A, Frids A, Dayan CM, *et al.* Sensor-augmented pump therapy lowers HbA_{1c} in suboptimally controlled type 1 diabetes; a randomized controlled trial. *J Diabet Med* 2011;28:1158–67.
77. Hermanns N, Kulzer B, Gulde MA, Eberle H, Pradler E, Patzelt-Bath A, *et al.* Short-term effects on patient satisfaction of continuous glucose monitoring with the glucoday with real-time and retrospective access to glucose values: a crossover study. *J Diabet Technol Therap* 2009;11(5):275–82.
78. Hermanns N, Kulzer B, Maier B, Mahr M, Haak T. The effect of an education programme (MEDIAS 2 ICT) involving intensive insulin treatment for people with type 2 diabetes. *J Patient Educ Couns* 2012;86:226–31.
79. Hermanns N, Schmitt A, Gahr A, Herder C, Nowotny B, Roden M, *et al.* The effect of a diabetes-specific cognitive behavioral treatment program

- (DIAMOS) for patients with diabetes and sub-threshold depression: results of a randomized controlled trial. (Submitted for publication).
80. Welch G, Allen NA, Zagarins SE, Stamp KD, Bursell SE, Kedziora RJ. Comprehensive diabetes management program for poorly controlled hispanic type 2 patients at a community health center. *Diabet Educ* 2011;37(5):680–8.
 81. Khunti K, Gray LJ, Skinner T, Carey ME, Realf K, Dallosso H, *et al*. Effectiveness of a diabetes education and self-management programme (DESMOND) for people with newly diagnosed type 2 diabetes mellitus: three year follow-up of cluster randomised controlled trial in primary care. *BMJ* 2012;e2333:1–9.
 82. Gabbay RA, Anel-Tiangco RM, Dellasega C, Mauger DT, Adelman A, Van Horn DHA. Diabetes nurse case management and motivational interviewing for change (DYNAMIC): results of a 2-year randomized controlled pragmatic trial. *J Diabetes* 2013;5(3):225–367.
 83. Beverly EA, Fitzgerald SM, Brooks KM, Hultgren BA, Ganda OP, Munshi M, *et al*. Impact of reinforcement of diabetes self-care on poorly controlled diabetes: a randomized controlled trial. *J Diabetes Educ* 2013;39:504–514.
 84. Dennick K, Bridle C, Sturt J. Written emotional disclosure for adults with Type 2 diabetes: a primary care feasibility study. *J Prim Health Care Res Dev* 2014; 5(3):179–87.
 85. Skinner TC, Barrett M, Greenfield C. Impact of providing people with type 2 diabetes with their actual risk for five diabetes complications: a pilot study. *Diabetologia conference: 47th annual meeting of the European Association for the study of diabetes (EASD)*, Lisbon, Portugal, Sep 12, 2011. *Diabetologia*. 2011;54(1):S405–6.